


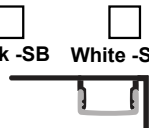


GRACE LED ACTIVITY LIGHT FIXTURE - Worksheet

LBQ
ACTIVITY
LEVEL

Dealer _____ Job PO# _____
Date _____ Contact _____ Job Name _____

Light Color Option (Select one) <input type="checkbox"/>  3000K Warm White <input type="checkbox"/>  3500K Neutral White	Enclosure Option (Select one) <input type="checkbox"/>  Standard <input type="checkbox"/>  Side Shield Black -SB White -SW	Optional Diffuser Optional for Polished Counter Surfaces <input type="checkbox"/> DIFF - Frosted (10% Light Loss) <input type="checkbox"/> DIFW - White (40% Light Loss)
---	--	--

ACTIVITY LEVEL LIGHT FIXTURES

Cabinet Width	Fixture Part Number	Fixture Length (Inches)	Wattage	Qty Required	Wattage Extended	Suggested Price	Price Extended
9" and 12"	LBQ-060-	6	1.5	_____	_____	\$ 0.00	_____
15" and 18"	LBQ-120-	12	3.0	_____	_____	\$ 0.00	_____
21" and 24"	LBQ-180-	18	4.5	_____	_____	\$ 0.00	_____
27" and 30"	LBQ-240-	24	6.0	_____	_____	\$ 0.00	_____
33" and 36"	LBQ-300-	30	7.5	_____	_____	\$ 0.00	_____
39" and 42"	LBQ-360-	36	9.0	_____	_____	\$ 0.00	_____
45" and 48"	LBQ-420-	42	10.5	_____	_____	\$ 0.00	_____
54" and Wider	LBQ-480-	48	12.0	_____	_____	\$ 0.00	_____
						Fixture Total	\$ _____

15v POWER SUPPLIES

Part Number	Description	Qty	Price	Extended
TLD-24WSI-15	24 Watt Power Supply - Wall Adapter	_____	\$ 0.00	_____
TLD-40WSO-15	40 Watt Power Supply - Hard Wired	_____	\$ 0.00	_____
TLD-60WSO-15	60 Watt Power Supply - Hard Wired	_____	\$ 0.00	_____
TLD-75WSO-15	75 Watt Power Supply - Hard Wired	_____	\$ 0.00	_____
TLD-60W-PLG2-15	60 Watt Power Supply - Wall Plug	_____	\$ 0.00	_____
TLD-90W-PLG-15	90 Watt Power Supply - Wall Plug	_____	\$ 0.00	_____

DIMMERS, WALL CONTROLS, REMOTES

TLD-MONO-R2	Single Color Hand-Held Remote, 4 Zones	_____	\$ 0.00	_____
TLD-MDL	Multi-Functional Controller	_____	\$ 0.00	_____
TLD-DMU	Manual Dimmer (Max Load 15v/120w)	_____	\$ 0.00	_____
TLD-DM-HL	Hi-Low-Off Switch (Max Load 15v/90w)	_____	\$ 0.00	_____
TLD-DMU-010	Wired 0-10 Dimmer Module (Max Load 15v/120w)	_____	\$ 0.00	_____
TLD-LGC-1	Legrand Harmony 0-10 Dimming Wall Switch	_____	\$ 0.00	_____
TLD-WD	Wireless Dimmer Module (Max Load 15v/75w)	_____	\$ 0.00	_____
TLD-WDC	Wireless Wall Dimmer Switch (Color choice below) (Choose): <input type="checkbox"/> WH - WHITE <input type="checkbox"/> LA - LIGHT ALMOND <input type="checkbox"/> IV - IVORY <input type="checkbox"/> BK - BLACK	_____	\$ 0.00	_____
TLD-WHC	Wireless Remote Control - Dual Zone (Color choice below) (Choose): <input type="checkbox"/> WH - WHITE <input type="checkbox"/> BK - BLACK	_____	\$ 0.00	_____
TLD-LV1-x	100 Feet Low Voltage Cable (Color choice below) - 20/2 Zip Cord (Choose): <input type="checkbox"/> TLD-LV1 (BLACK) <input type="checkbox"/> TLD-LV1-C (CLEAR) <input type="checkbox"/> TLD-LV1-W (WHITE)	_____	\$ 0.00	_____
TLD-SW1	Under Cabinet On/Off Switch (Max Load 15v/60w)	_____	\$ 0.00	_____
TLD-SK1	Door Switch (Max Load 15v/120w) (Choose): <input type="checkbox"/> WH - WHITE <input type="checkbox"/> BR - BROWN	_____	\$ 0.00	_____

The Lighting Division



100 Boxart Street • Suite 250
Rochester, NY 14612
585-697-0093 • Fax: 585-663-1432
thelightingdivision.com



Total Project Retail \$ _____

TLD-302-5-24