

# TLD-WD Wireless Dimmer

Our Wireless LED Dimming Controller delivers ultra-smooth dimming performance through all light levels. Controlling (on-off or dimming) can be made via a dual zone remote or a wireless wall switch. Multiple modules can be linked to one control or multiple controls can be linked to one module. No batteries are required.

Please contact The Lighting Division if you have any questions regarding its use or installation.



Frequency	902mhz
Size	2.9" x 1.3" x .7"
Power	12v - 24v DC / 5A max
Max Load	75w/15v, 120w/24v
Dimming	PWM (pulse width modulation)

### Controls available:



**TLD-WHC**  
Remote Control

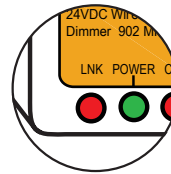


**TLD-WDC**  
Wall Control

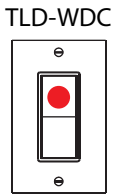
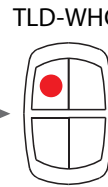
### Programming the TLD-WD to a TLD-WDC (wireless wall switch) or a TLD-WHC (wireless remote)

- For the linking process to be successful you must be within 3-5 feet of the control module with the controller.
- Press and hold the LNK button on the module for 3 seconds and release. The lights will begin to blink.
- As the lights are blinking press the up button on either type of control device 3 times quickly. The lights will pause then continue to blink for 30 more seconds. Link is complete when lights stay on.

HOLD "LNK" 3 SECONDS

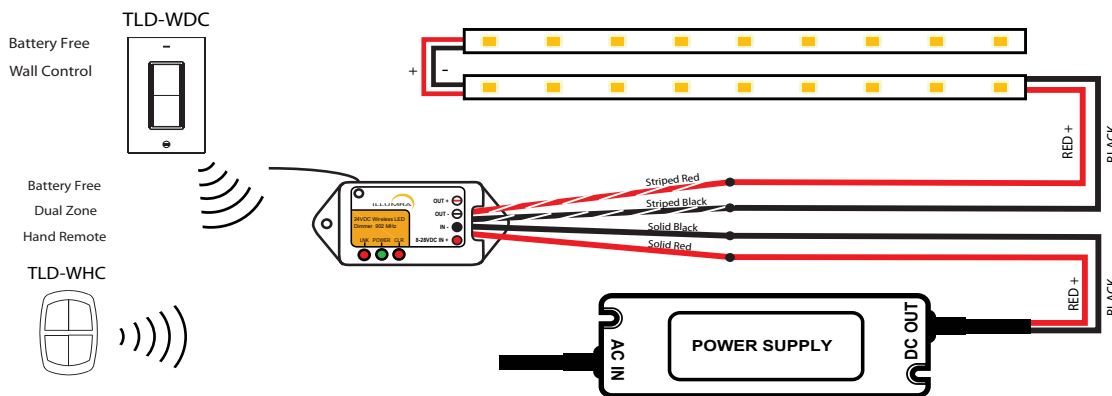


CLICK TOP BUTTON 3 TIMES



### Purging the TLD-WD from all links

- Press and hold the LNK button on the module for 3 seconds and release. The lights will begin to blink.
- As the lights are blinking press the CLR button for 3 seconds. The lights will pause then continue to blink for 30 seconds. Purge is complete when the lights stay on.



**The Lighting Division**



Life In LED Light

100 Boxart Street, Suite 230  
Rochester, NY 14612  
585-697-0093  
Fax: 585-663-1432  
www.thelightingdivision.com

2 Year Limited Warranty



**Made in USA**  
of U.S. and  
imported parts

TLD-113-2-18