

# STELLA "NO DOT" LIGHT FIXTURE - Worksheet


# STL


15v

Dealer \_\_\_\_\_ Job PO# \_\_\_\_\_


Date \_\_\_\_\_ Contact \_\_\_\_\_ Job Name \_\_\_\_\_

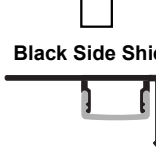
Light Color Option (Select one)

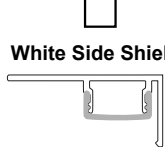
 **3000K**  
Warm White

 **4000K**  
Neutral White

Enclosure Option (Select one)

 **Standard**

 **Black Side Shield**

 **White Side Shield**

## LIGHT FIXTURES

Cabinet Width	Fixture Part Number	Fixture Length (Inches)	Wattage	Qty Required	Wattage Extended	Suggested Price	Price Extended
9" and 12"	STL-070-	7 ¾"	2.6	_____	_____	\$ 0.00	_____
15" and 18"	STL-130-	13	4.5	_____	_____	\$ 0.00	_____
21" and 24"	STL-180-	18 ½"	6.5	_____	_____	\$ 0.00	_____
27" and 30"	STL-240-	24	8.4	_____	_____	\$ 0.00	_____
33" and 36"	STL-310-	31	11	_____	_____	\$ 0.00	_____
39" and 42"	STL-360-	36 ⅝"	13	_____	_____	\$ 0.00	_____
45" and 48"	STL-410-	41 ⅝"	14.8	_____	_____	\$ 0.00	_____
54" and Wider	STL-500-	50 ⅝"	18	_____	_____	\$ 0.00	_____
						<b>Fixture Total</b>	\$ _____

## POWER SUPPLIES

Part Number	Description	Qty	Price	Extended
TLD-24WSI	24 Watt Power Supply - Wall Adaptor	_____	\$ 0.00	_____
TLD-30WSO	30 Watt Power Supply - Hard Wired	_____	\$ 0.00	_____
TLD-60WSO	60 Watt Power Supply - Hard Wired	_____	\$ 0.00	_____
TLD-75WSO	75 Watt Power Supply - Hard Wired	_____	\$ 0.00	_____
TLD-60W-PLG2	60 Watt Power Supply - Wall Plug	_____	\$ 0.00	_____
TLD-90W-PLG	90 Watt Power Supply - Wall Plug	_____	\$ 0.00	_____

## DIMMERS, WALL CONTROLS, REMOTES

TLD-MONO-R2	Single Color Hand-Held Remote, 4 Zones	_____	\$ 0.00	_____
TLD-MDL	Multi-Functional Controller	_____	\$ 0.00	_____
TLD-DMU	Manual Dimmer (Max Load 15v/120w)	_____	\$ 0.00	_____
TLD-DM-HL	Hi-Low-Off Switch (Max Load 15v/90w)	_____	\$ 0.00	_____
TLD-DMU-010	Wired 0-10 Dimmer Module (Max Load 15v/120w)	_____	\$ 0.00	_____
TLD-LGC-1	Legrand Harmony 0-10 Dimming Wall Switch	_____	\$ 0.00	_____
TLD-WD	Wireless Dimmer Module (Max Load 15v/75w)	_____	\$ 0.00	_____
TLD-WDC	Wireless Wall Dimmer Switch (Color choice below) (Choose): <input type="checkbox"/> WH - WHITE <input type="checkbox"/> LA - LIGHT ALMOND <input type="checkbox"/> IV - IVORY <input type="checkbox"/> BK - BLACK	_____	\$ 0.00	_____
TLD-WHC	Wireless Remote Control - Dual Zone (Color choice below) (Choose): <input type="checkbox"/> WH - WHITE <input type="checkbox"/> BK - BLACK	_____	\$ 0.00	_____
TLD-SW1	Under Cabinet On/Off Switch (Max Load 15v/6w)	_____	\$ 0.00	_____
TLD-SK1	Door Switch (Max Load 15v/120w, 24v/192w) (Choose): <input type="checkbox"/> WH - WHITE <input type="checkbox"/> BR - BROWN	_____	\$ 0.00	_____
TLD-LV1-x	100 Feet Low Voltage Wire (Color choice below) - 20/2 Zip Cord (Choose): <input type="checkbox"/> TLD-LV1 (BLACK) <input type="checkbox"/> TLD-LV1-C (CLEAR) <input type="checkbox"/> TLD-LV1-W (WHITE)	_____	\$ 0.00	_____

The Lighting Division



100 Boxart Street • Suite 230  
Rochester, NY 14612  
585-697-0093 • Fax: 585-663-1432  
www.thelightingdivision.com



Total Project Retail \$ \_\_\_\_\_

TLD-322-1-20