

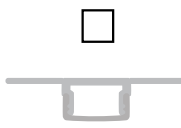
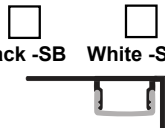




GRACE LED TASK LIGHT FIXTURE - Worksheet

LBT
TASK
LEVEL

Dealer _____ Job PO# _____

Date _____ Contact _____ Job Name _____

<p>Light Color Option (Select one)</p> <p><input type="checkbox"/>  3000K Warm White</p> <p><input type="checkbox"/>  3500K Neutral White</p>	<p>Enclosure Option (Select one)</p> <p><input type="checkbox"/>  Standard</p> <p><input type="checkbox"/>  Black -SB</p> <p><input type="checkbox"/>  White -SW</p> <p><input type="checkbox"/>  Side Shield</p>	<p>Optional Diffuser <i>Optional for Polished Counter Surfaces</i></p> <p><input type="checkbox"/> DIFF – Frosted (10% Light Loss)</p> <p><input type="checkbox"/> DIFW – White (40% Light Loss)</p>
--	--	---

TASK LEVEL LIGHT FIXTURES

Cabinet Width	Fixture Part Number	Fixture Length (Inches)	Wattage	Qty Required	Wattage Extended	Suggested Price	Price Extended
9" and 12"	LBT-060-	6	3.0	_____	_____	\$ 0.00	_____
15" and 18"	LBT-120-	12	6.0	_____	_____	\$ 0.00	_____
21" and 24"	LBT-180-	18	9.0	_____	_____	\$ 0.00	_____
27" and 30"	LBT-240-	24	12.0	_____	_____	\$ 0.00	_____
33" and 36"	LBT-300-	30	15.0	_____	_____	\$ 0.00	_____
39" and 42"	LBT-360-	36	18.0	_____	_____	\$ 0.00	_____
45" and 48"	LBT-420-	42	21.0	_____	_____	\$ 0.00	_____
54" and Wider	LBT-480-	48	24.0	_____	_____	\$ 0.00	_____
						Fixture Total	\$ _____

15v POWER SUPPLIES

Part Number	Description	Qty	Price	Extended
TLD-24WSI	24 Watt Power Supply - Wall Adaptor	_____	\$ 0.00	_____
TLD-30WSO	30 Watt Power Supply - Hard Wired	_____	\$ 0.00	_____
TLD-60WSO	60 Watt Power Supply - Hard Wired	_____	\$ 0.00	_____
TLD-75WSO	75 Watt Power Supply - Hard Wired	_____	\$ 0.00	_____
TLD-60W-PLG2	60 Watt Power Supply - Wall Plug	_____	\$ 0.00	_____
TLD-90W-PLG	90 Watt Power Supply - Wall Plug	_____	\$ 0.00	_____

DIMMERS, WALL CONTROLS, REMOTES

TLD-MONO-R2	Single Color Hand-Held Remote, 4 Zones	_____	\$ 0.00	_____
TLD-MDL	Multi-Functional Controller	_____	\$ 0.00	_____
TLD-DMU	Manual Dimmer (Max Load 15v/120w)	_____	\$ 0.00	_____
TLD-DM-HL	Hi-Low-Off Switch (Max Load 15v/90w)	_____	\$ 0.00	_____
TLD-DMU-010	Wired 0-10 Dimmer Module (Max Load 15v/120w)	_____	\$ 0.00	_____
TLD-LGC-1	Legrand Harmony 0-10 Dimming Wall Switch	_____	\$ 0.00	_____
TLD-WD	Wireless Dimmer Module (Max Load 15v/75w)	_____	\$ 0.00	_____
TLD-WDC	Wireless Wall Dimmer Switch (Color choice below) (Choose): <input type="checkbox"/> WH - WHITE <input type="checkbox"/> LA - LIGHT ALMOND <input type="checkbox"/> IV - IVORY <input type="checkbox"/> BK - BLACK	_____	\$ 0.00	_____
TLD-WHC	Wireless Remote Control - Dual Zone (Color choice below) (Choose): <input type="checkbox"/> WH - WHITE <input type="checkbox"/> BK - BLACK	_____	\$ 0.00	_____
TLD-LV1-x	100 Feet Low Voltage Cable (Color choice below) - 20/2 Zip Cord (Choose): <input type="checkbox"/> TLD-LV1 (BLACK) <input type="checkbox"/> TLD-LV1-C (CLEAR) <input type="checkbox"/> TLD-LV1-W (WHITE)	_____	\$ 0.00	_____
TLD-SW1	Under Cabinet On/Off Switch (Max Load 15v/60w)	_____	\$ 0.00	_____
TLD-SK1	Door Switch (Max Load 15v/120w, 24v/192w) (Choose): <input type="checkbox"/> WH - WHITE <input type="checkbox"/> BR - BROWN	_____	\$ 0.00	_____

The Lighting Division



Life In LED Light

100 Boxart Street • Suite 230
Rochester, NY 14612
585-697-0093 • Fax: 585-663-1432
www.thelightingdivision.com



Total Project Retail

\$ _____

TLD-303-1-20