





# KORONA REFLECTIONS - Worksheet

# KRBT

Dealer \_\_\_\_\_ Job PO# \_\_\_\_\_

Date \_\_\_\_\_ Contact \_\_\_\_\_ Job Name \_\_\_\_\_

|  |  |  |  |  |  |   |  |  |  |  |   |   |   |  |
|--|--|--|--|--|--|---|--|--|--|--|---|---|---|--|
| <b>Light Color Option</b> (Select one)<br><input type="checkbox"/> <b>2700K</b><br><small>Lite Amber</small> |  |  | <input type="checkbox"/> <b>3000K</b><br><small>Warm White</small> |  |  | <input type="checkbox"/> <b>3500K</b><br><small>Neutral White</small> |  |  | <input type="checkbox"/> <b>DDS</b><br> | <input type="checkbox"/> <b>DDC</b><br> | <input type="checkbox"/> <b>DDR</b><br> | <input type="checkbox"/> <b>DDRR</b><br> | <input type="checkbox"/> <b>CCLP</b><br><small>Capture Clip</small> | <input type="checkbox"/> <b>SCLP</b><br><small>Spring Clip</small> |
|--|--|--|--|--|--|---|--|--|--|--|---|---|---|--|

| Cabinet Width | Model    | Fixture Wattage | Fixture Length | Qty Required | Wattage Extended | Suggested Price      | Price Extended |
|---------------|----------|-----------------|----------------|--------------|------------------|----------------------|----------------|
| 9" - 14"      | KRBT-070 | 2               | 7              | _____        | _____            | \$ 0.00              | _____          |
| 15" - 19"     | KRBT-120 | 3               | 12             | _____        | _____            | \$ 0.00              | _____          |
| 20" - 25"     | KRBT-170 | 4               | 17 ¼           | _____        | _____            | \$ 0.00              | _____          |
| 26" - 31"     | KRBT-220 | 6               | 22 ½           | _____        | _____            | \$ 0.00              | _____          |
| 32" - 37"     | KRBT-280 | 7               | 27 ¾           | _____        | _____            | \$ 0.00              | _____          |
| 38" - 41"     | KRBT-330 | 8               | 33             | _____        | _____            | \$ 0.00              | _____          |
| 42" - 46"     | KRBT-380 | 10              | 38 ¼           | _____        | _____            | \$ 0.00              | _____          |
| 47" - 51"     | KRBT-430 | 11              | 43 ½           | _____        | _____            | \$ 0.00              | _____          |
| 52" -         | KRBT-490 | 12              | 48 ¾           | _____        | _____            | \$ 0.00              | _____          |
|               | KRBT-540 | 14              | 54             | _____        | _____            | \$ 0.00              | _____          |
|               | KRBT-590 | 15              | 59 ¼           | _____        | _____            | \$ 0.00              | _____          |
|               | KRBT-640 | 16              | 64 ½           | _____        | _____            | \$ 0.00              | _____          |
|               | KRBT-700 | 18              | 70             | _____        | _____            | \$ 0.00              | _____          |
|               |          |                 |                |              |                  | <b>Fixture Total</b> | \$ _____       |

### POWER SUPPLIES

| Part Number  | Description                         | Qty   | Price   | Extended |
|--------------|-------------------------------------|-------|---------|----------|
| TLD-24WSI    | 24 Watt Power Supply - Wall Adaptor | _____ | \$ 0.00 | _____    |
| TLD-30WSO    | 30 Watt Power Supply - Hard Wired   | _____ | \$ 0.00 | _____    |
| TLD-60WSO    | 60 Watt Power Supply - Hard Wired   | _____ | \$ 0.00 | _____    |
| TLD-75WSO    | 75 Watt Power Supply - Hard Wired   | _____ | \$ 0.00 | _____    |
| TLD-60W-PLG2 | 60 Watt Power Supply - Wall Plug    | _____ | \$ 0.00 | _____    |
| TLD-90W-PLG  | 90 Watt Power Supply - Wall Plug    | _____ | \$ 0.00 | _____    |

### DIMMERS, WALL CONTROLS, REMOTES

|             |  |       |         |       |
|-------------|--|-------|---------|-------|
| TLD-MONO-R2 | Single Color Hand-Held Remote  | _____ | \$ 0.00 | _____ |
| TLD-MDL     | Multi-Functional Controller  | _____ | \$ 0.00 | _____ |
| TLD-DMU     | Manual Dimmer (Max Load 15v/120w)  | _____ | \$ 0.00 | _____ |
| TLD-DM-HL   | Hi-Low-Off Switch (Max Load 15v/90w)   | _____ | \$ 0.00 | _____ |
| TLD-DMU-010 | Wired 0-10 Dimmer Module (Max Load 15v/120w)   | _____ | \$ 0.00 | _____ |
| TLD-LGC-1   | Legrand Harmony 0-10 Dimming Wall Switch   | _____ | \$ 0.00 | _____ |
| TLD-WD      | Wireless Dimmer Module (Max Load 15v/75w)  | _____ | \$ 0.00 | _____ |
| TLD-WDC     | Wireless Wall Dimmer Switch (Color choice below)<br>(Choose): <input type="checkbox"/> WH - WHITE <input type="checkbox"/> LA - LIGHT ALMOND <input type="checkbox"/> IV - IVORY <input type="checkbox"/> BK - BLACK | _____ | \$ 0.00 | _____ |
| TLD-WHC     | Wireless Remote Control - Dual Zone (Color choice below)<br>(Choose): <input type="checkbox"/> WH - WHITE <input type="checkbox"/> BK - BLACK  | _____ | \$ 0.00 | _____ |
| TLD-LV1-x   | 100 Feet Low Voltage Cable (Color choice below) - 20/2 Zip Cord<br>(Choose): <input type="checkbox"/> TLD-LV1 (BLACK) <input type="checkbox"/> TLD-LV1-C (CLEAR) <input type="checkbox"/> TLD-LV1-W (WHITE)          | _____ | \$ 0.00 | _____ |
| TLD-SW1     | Under Cabinet On/Off Switch (Max Load 15v/60w)   | _____ | \$ 0.00 | _____ |
| TLD-SK1     | Door Switch (Max Load 15v/120w, 24v/192w)<br>(Choose): <input type="checkbox"/> WH - WHITE <input type="checkbox"/> BR - BROWN   | _____ | \$ 0.00 | _____ |

The Lighting Division



Life In LED Light

100 Boxart Street • Suite 230  
 Rochester, NY 14612  
 585-697-0093 • Fax: 585-663-1432  
 www.thelightingdivision.com



Total Project Retail \$ \_\_\_\_\_

TLD-308-1-20